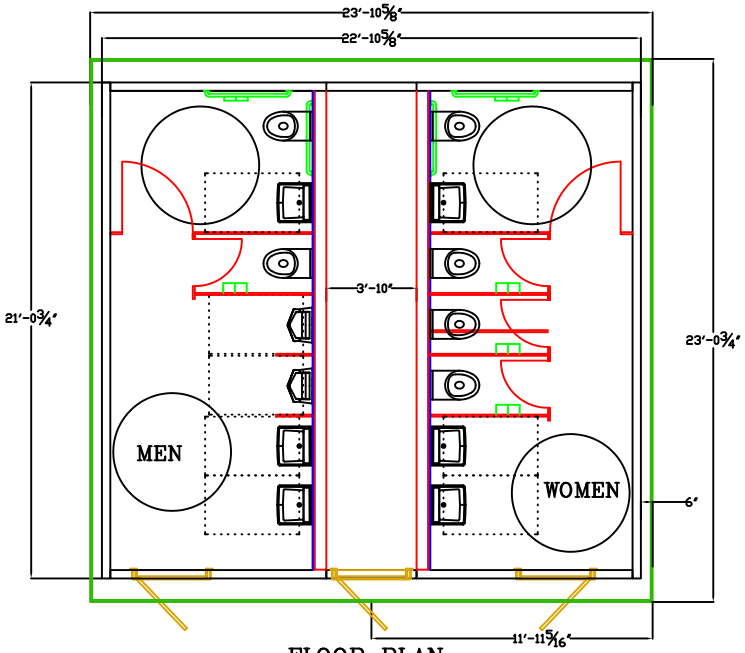

FLOOR PLAN



LEFT ELEVATION



FRONT ELEVATION

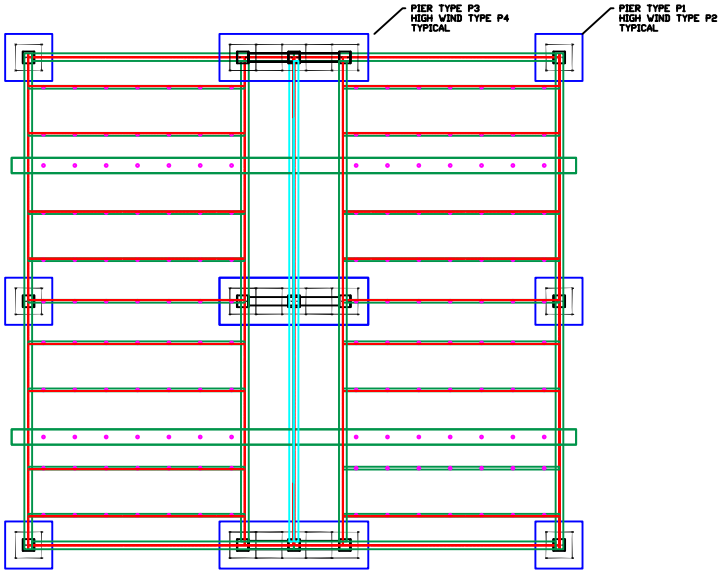

PIER LOCATION PLAN ◊

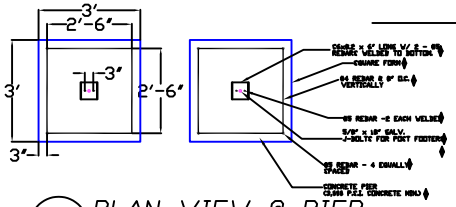

P2 PLAN VIEW @ PIER

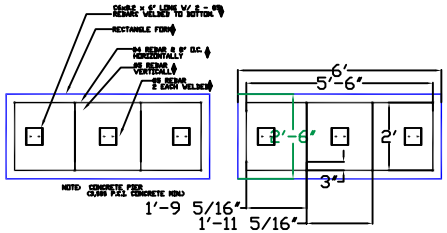

P4 PLAN VIEW @ PIER ◊

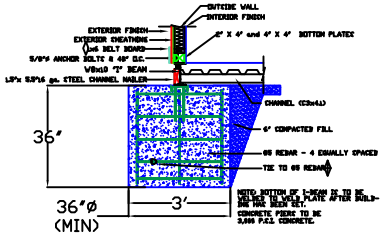

P2 SECTION DETAIL @ PIER

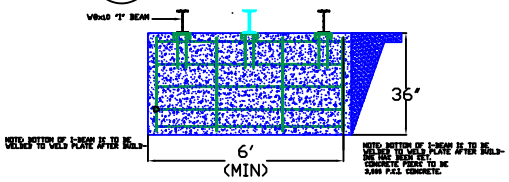

P4 SECTION DETAIL @ PIER ◊

◊ SYMBOL: SUPPLIED BY MANUFACTURER AND INSTALLED BY OTHERS.

◊ SYMBOL: SUPPLIED AND INSTALLED BY OTHERS.

NOTE: AMMENITIES SUPPLIED MAY BE RELOCATED TO ACCOMIDATE TRAFFIC OR USE PATTERN WITHOUT DEVIATING FROM ADA RULES BUILDING CODES AND MODULAR SHIPPING ABILITY.

MODEL: DW86-2423-FL, 6 TOILET
2 URINAL, 6 LAVATORY

KNEPSHIELD HUNTER

NOTE:
LANDINGS, WALKWAYS AND RAMPS ARE TO BE SUPPLIED AND INSTALLED BY OTHERS AS REQUIRED TO MEET LOCAL HANDICAP ACCESSIBILITY REQUIREMENTS.